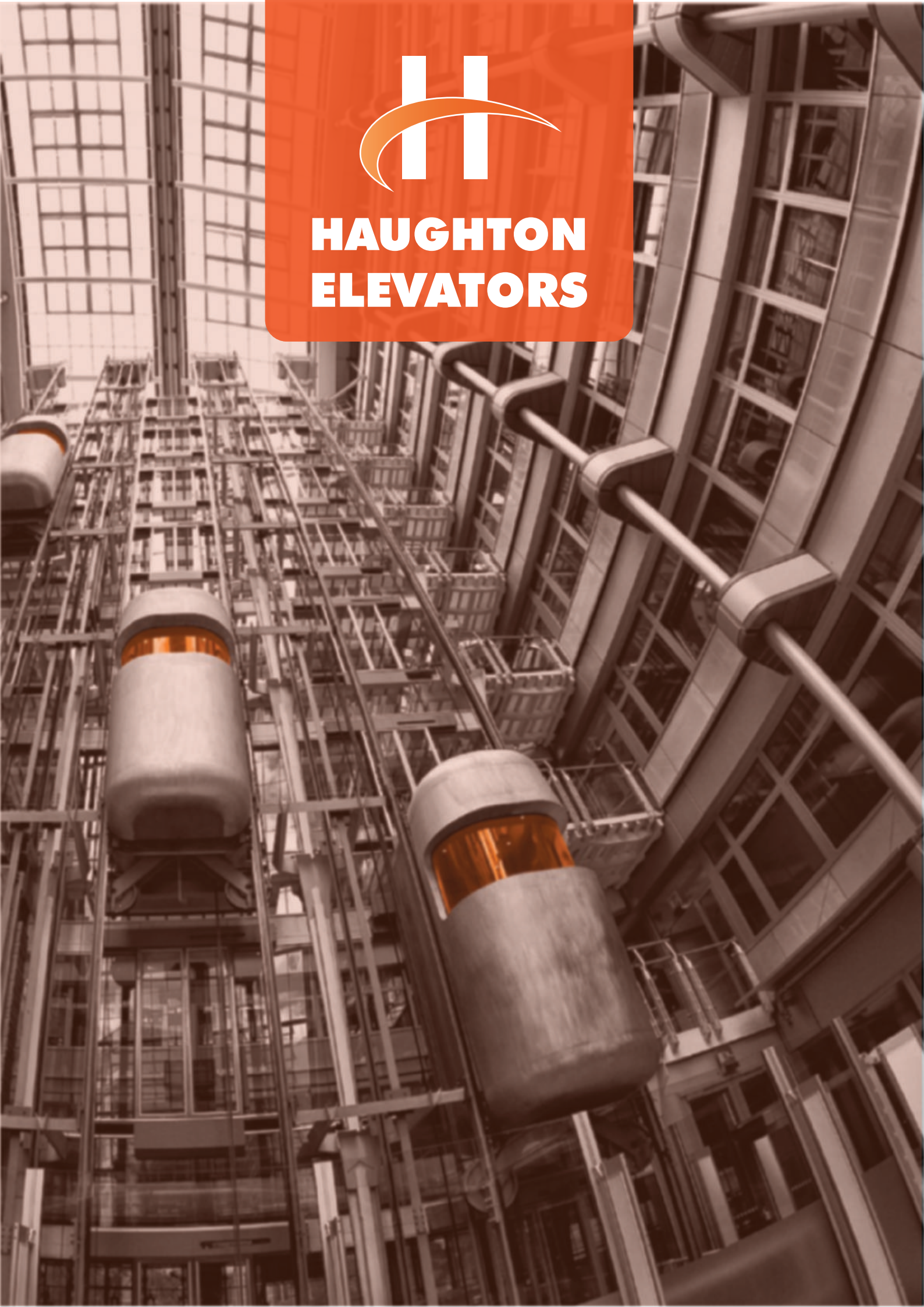




**HAUGHTON  
ELEVATORS**



# About Us

## We Are Expertise in Elevator Business

Haughton Elevators is an emerging elevator company in providing technically proficient vertical transport solution. Understanding the new trending innovations in modern life and everlasting importance of elevator industry, Haughton elevators provide solution and design elevator system that fit every specific requirement.

Our range of home elevators, Commercial elevators, car elevators, hospital lifts are available with wide variety of finishes such as stainless steel, wood and steel, vision panel and steel, mild stone powder coated , Lacquered Glass and steel can be further customized as per clients needs.

Haughton Elevators provides end-to-end solutions for installation, operation, inspection, testing, maintenance, alteration, modernization and repair of all kinds of elevators.

Haughton emphasis priority on safety aspect and crisis management and so, not only the installation but also the maintenance is considered as top priority.

Haughton Elevators is an emerging elevator company in providing technically proficient vertical transport solution. Understanding the new trending innovations in modern life and everlasting importance of elevator industry, Haughton elevators provide solution and design elevator system that fit every specific requirement.

Our range of home elevators, Commercial elevators, car elevators, hospital lifts are available with wide variety of finishes such as stainless steel, wood and steel, vision panel and steel, mild stone powder coated , Lacquered Glass and steel can be further customized as per clients needs.

Haughton Elevators provides end-to-end solutions for installation, operation, inspection, testing, maintenance, alteration, modernization and repair of all kinds of elevators.

Haughton emphasis priority on safety aspect and crisis management and so, not only the installation but also the maintenance is considered as top priority.

Our objective is to provide quality solution at affordable prices

More than

**1000+**  
**ELEVATORS INSTALLED**

An ISO 9007 : 2008 Certified Company

**SINCE : 2001**  
*Innovating Heights*

# Our Safety & Strength

## Safety

Haughton Elevators is an emerging elevator company with prime objective of ensuring reliable, efficient safety and comfort in vertical transport solution. We offer next generation solutions with best quality product at economical price.

## Strength

Our Strength is our trained and skilled team which is capable of delivering demanding projects well within the stipulated time. We have a team of professionally and technically qualified personnel who at all levels work with an objective of achieving customer satisfaction.



# Why Haughton?



## 1) Design

P&D  
IN HOUSE DYE SHOP  
INTERNATIONAL STANDARDS



## 2) Maintenance

24/7  
EASILY REPLACEABLE PARTS  
APP BASED MONITORING

## 3) Customer Flexibility

FASTEST DELIVERY IN SEGMENT PERSONALIZE YOUR CABIN  
EXPERIENCE WITH 300+ VARIATIONS IN  
\*CEILING. \*FLOORIN. \*OPERATING PANEL. \*DOOR. \*COLOR

## 4) Affordable prices

## 5) Safety

# Our Elevator Products

**Passanger lift**

**Paranomic lift**

**Hospital lift**

**Home lift**

**Goods lift**

**Hydraulic elevators**

**MRL Elevators**

**Dumb Waiter**

**WHENEVER IT COMES TO ELEVATORS ONE  
NAEMEANS QUALITY IN ANY LANGUAGE HAUGHTON**

# PASSENGER ELEVATORS

A Passenger lift has a completely enclosed lift car that travels vertically within a specially prepared lift shaft. Passengers are transported between floors at reasonably quick speeds and the control system are often designed to give the

## APPLICATION & SPECIFICATIONS

<b>Suitable for</b>	Villas, bangalows, old buildings, Low rise, Residential Apartments.
<b>Advantages</b>	No machine room Min. pit 150-300mm Min. head room 2900mm Ms structure.
<b>Power</b>	Single phase, 3 phase
<b>Capacity</b>	3-5 persons (250-350kg)
<b>Speed</b>	0.30, 0.50, 0.63 m/s
<b>Travel</b>	Up to 6 stops
<b>Car Shades</b>	SS matt finish, MS painted designer shades, Glass cabin
<b>Door options</b>	Automatic SS Framed glass door, SS doors Designer doors and Manual MS Swing door, Telescopic Manual Door
<b>Operating system</b>	Hydraulic and Gearless Traction
<b>Interior</b>	Can be customized according to client



# PANOROMIC ELEVATOR

## WHAT IS CAPSULE ELEVATOR ?

Capsule Elevators act as Architectural highlights on prestigious buildings. They can be called the ornaments of a building as they enhance its beauty and bring life into it. Their design, features and infinite options add its optimum travel comfort. They have aesthetically attractive interiors with large glass viewing panel. Capsule lifts demand specialized knowledge and we have the wide experience required to suit your particular concept in capsule elevator operations.

Capsule lifts can accommodate from 8 persons to 40 persons for a single glass capsule. Capsule lifts manufacturing demand specialized knowledge and state of the art technology. There are several different options pertaining to their design that are available. They can have bottom lit marble floors, bell shaped roofs and cabin exteriors. Further, Glass doors make the capsule lifts look really world-class.

- Capsule lifts can be traction machine based or hydraulic machine based depending on the machine room location.



Full glass Capsule



Three Side Glass with  
MS Powder Coated Car



Round Glass Cabin with  
Stainless Steel  
Hair Line Finish Car

- Made from S.S/M.S with vision panel.
- Color-Powder coated, Elegant looks, light in weight and variable speed.
- Controller full proof to voltage (PLC or sold state) with fully collective-selective system.
- AC VVVF Drive for jerk free operation & for variable speed.
- Overload indication and Auto Door announcing system.
- Avail inverter facility for single base at time of power failure.
- Push Button Luminous type highly attractive as well as durable
- Facility Floor Position Indication at floors as well as in cabin.



# HOSPITAL ELEVATOR

Hospital elevators may be preferred as to their variable carrying capacities from 1600 kg to 2000 kg and their various speeds from 0,40 m/s up to 30m/s.


Their common use areas are the buildings such as hospitals, medical centers, community health care centers and nursing home.

Dimensions of hospital elevator should be in standards that at least one stretcher and one companion may go into. Hospital lift cabins should suit with hygienic rules in terms of health and precautions should be taken place toward antibacterial prevention. The interior decoration of hospital elevators, also known as patient elevators, is designed as stainless and the lighting is kept at level that does not disturb the patient. Hospital elevator cabin buttons are on the lower position than the other kinds of elevators and their doors are wider than the other kinds. Precautions for any situation of electricity cut should be taken.

Hospital lifts may be preferred as semi-auto, full auto or hydraulic.


**Important!** Hospital Elevators should be overhauled by periodical and general elevator maintenances that authorized elevator maintenance firms make.

Human life is more important and valuable than anything else.



# SPECIAL FEATURE

- AUTO LEVELING TO ENSURE SMOOTH MOVEMENT OF PASSENGER
- DESIGNS TO ADD BRIGHTNESS IN THE HOSPITAL
- LARGE OPENING OPTIONS FOR EASY EXCESS
- RESCUE SYSTEM FOR POWER CUTS
- NON-FUNCTION FOR EMERGENCIES
- 24/7 SERVICES



# HOME ELEVATORS

Home Lift is the elevator designed to meet vertical mobility needs in public and private buildings. Home Elevators are perfectly suitable for 2 persons it can be applicable up to G+4 and does not need any headroom or pit room and can be aesthetically incorporated into the interior of the home. Home Elevators do not require any specific civil structure and it can be installed on the completed floor of the home.

It consists of an Outer tubular shell consisting of an aluminum frame with a Polycarbonate Sheet and has a car inside.

Home Elevators can be installed in between the staircase if the gap exists or in any other location in the home which has proper interconnectivity by making a one-meter diameter hole in each slab. Celcius Systems Company provides the best home elevators in Hyderabad; we successfully installed greater than 200 Home Elevators in Hyderabad and across Telangana state.

Home Elevators has become greatly successful due to its ease of installation, maintenance, and excellent service after installation and also due to the fact that it can be installed in the already constructed bungalows or villas.




# GOODS LIFT

A goods lift is a machine to lift goods vertically in a safe way. These are suitable solutions for the installations where bulk commodities/goods needed to transport vertically like work-shops, show-room, industries etc.. Haughton Elevators is implementing new technologies in order to realize smooth riding comfort and greater cost performance in Freight Lifts.

## Benefits and Advantages of Goods Lifts:

More efficient, safer elevator installation processes  
Reduced building construction time and costs  
No oil low energy usage

**KG LOAD CAPACITY**  
**500 to 5000**



# GOODS LIFTS

## APPLICATION & SPECIFICATIONS

<b>Suitable for</b>	Industrial commercial Buildings, Hospitals, Low rise residential Apartments & Restaurants
<b>Advantages</b>	Direct Landing System, Automatic rescue device
<b>Power</b>	3 phase
<b>Capacity</b>	500 – 5000 kg
<b>Speed</b>	0.5, 1.0 m/s
<b>Travel</b>	Upto 11 stops
<b>Car Shades</b>	MS Powder Coat / SS Matt finish
<b>Car Door</b>	Ms / SS Automatic Telescopic Door / Manual Collapsible Door
<b>Landing Door</b>	MS / SS Automatic Telescopic Door / Manual Collapsible Door
<b>Operating System</b>	Geared Traction
<b>Interior</b>	Can be customized according to client taste



# HYDRAULIC ELEVATORS

Compared with traction lift,Hydraulic has the following obvious advantages.

Flexible Setting of the machine room position

Top machine room is not needed. A machine room can be flexibly set within 10mtrs ranges near the shaft which more complys with the individual design requirements of the constructions.

Wide loading range,strong adaptability

Large car and tonnage design,maximum carrying ability reaches to two tones

Saving space and energy consumption,Reducing the cost


Counterweight device is not needed which increases the utilization rate of the hoistway and greatly saves the construction space and cost

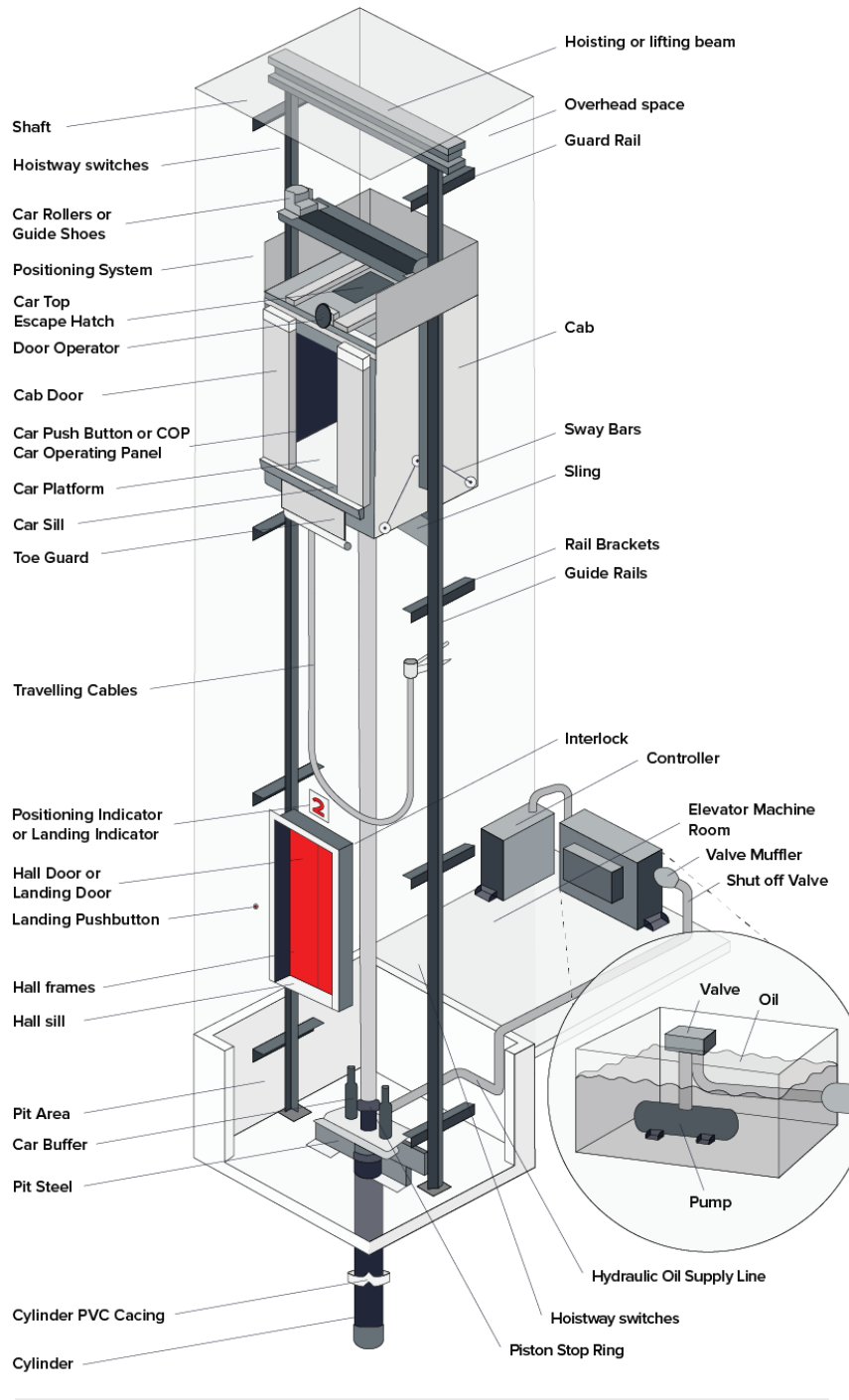
Meanwhile,when the lift is going downwards,depending upon the work done by the cabin's own weight,no electricity is consumed

The highest safety and reliability

Apart from all the safety protection devices of the traction lifts,we additionally add the multiple hydraulic circuit protection systems such as safety value,limited speed disconnecting value etc..

The products are of the compact structure,low fault rate,easy for the daily maintenances





# MRL ELEVATORS


MRL Lifts (machine-room-less lifts) are lifts that don't require a separate room at installation for extra machinery or systems. The machine room is a separate room that is positioned close to the lift to house all the large machinery such as large motors, pumps and oil reserves.

## Features

- Smoothest Travel
- Absolute Freedom in Building Designs
- Substantial Construction cost
- More Safe

## APPLICATION & SPECIFICATIONS

<b>Suitable</b>	Commercial buildings ,Low rise Residential Apartments & Restaurants
<b>Advantages</b>	No Machine room, Direct Landing System, Automatic rescue device
<b>Power</b>	3 phase
	6 -16 persons (250-350kg)
<b>Speed</b>	1.0,1.25,1.50 m/s
<b>Travel</b>	Up to 11 stops
<b>Car Shades</b>	SS matt finish, full length Mirror, hand rail, LED Lighting
<b>Car Door</b>	Automatic SS /MS Designer / Glass Door
<b>Door options</b>	Automatic SS /MS Designer / Glass Door
<b>Operating System</b>	Gearless Traction
<b>Interior</b>	Can be customized according to client taste



# DUMBWAITER LIFTS

A dumbwaiter is a small freight elevator or lift intended to carry food. Dumbwaiters found within modern structures, including both commercial, public and private buildings, are often connected between multiple floors. The cabin and the doors of all dumbwaiter are manufactured using Stainless Steel. The vertical bi-parting doors are well suited optimize the space utilization. The Dumbwaiter travel so smoothly that each time it travels you can ensure no damage to your valuable crockery.



# DUMBWAITER LIFTS

## APPLICATION & SPECIFICATIONS



<b>Suitable for</b>	▶ Restaurants, Hospitals & Kitchen
<b>Advantages</b>	▶ Easy Serving
<b>Power</b>	▶ Single Phase, 3 Phase
<b>Capacity</b>	▶ 50 – 250 kg
<b>Speed</b>	▶ 0.20, 0.30 m/s
<b>Travel</b>	▶ Upto 4 stops
<b>Car Shades</b>	▶ MS Powder Coat / SS Matt finish
<b>Car Door</b>	▶ Ms / SS Vertical bi Parting Door
<b>Landing Door</b>	▶ MS / SS Vertical bi Parting Door
<b>Operating System</b>	▶ Geared Traction
<b>Interior</b>	▶ Can be customized according to client taste

# ELEVATOR MODELS



## MODEL 01

### INTERNAL WALL LAYOUT

Layout 01

MATERIAL : SS Hair Line

### FLOORING

PATTERN 01

MATERIAL . PVC Material

### CEILING

DESIGN 02

MATERIAL · SS Hair Line

## MODEL 02

### INTERNAL WALL LAYOUT

Layout 02

MATERIAL : MS Powder Coated

### FLOORING

PATTERN 01

MATERIAL: PVC Material

### CEILING

DESIGN 01

MATERIAL : MS Powder Coated





## MODEL 03

### INTERNAL WALL LAYOUT

layout 03

MATERIAL : SS Hair Line  
SS Designer

### FLOORING

PATTERN 04

MATERIAL : PVC Material

### CEILING

DESIGN 07

MATERIAL : SS Hair Line

## MODEL 04

### INTERNAL WALL LAYOUT

Layout 04

MATERIAL : SS Hair Line  
SS Designer

### FLOORING


PATTERN 02

MATERIAL : Marble finish

### CEILING

DESIGN 04

MATERIAL : SS Hair Line





## MODEL 05

### INTERNAL WALL LAYOUT

Layout 05

MATERIAL : SS Hair Line  
SS Designer  
& Mirror

### FLOORING

PATTERN 01

MATERIAL : Marble Finish

### CEILING

DESIGN 05

MATERIAL : Block Mirror

## MODEL 06

### INTERNAL WALL LAYOUT

Layout 06

MATERIAL : MS Powder Coated  
Wooden Finish  
& Mirror

### FLOORING

PATTERN 05

MATERIAL: Marble Finish

### CEILING

DESIGN 03

MATERIAL : MS Powder Coated





## MODEL 07

### INTERNAL WALL LAYOUT

Layout 07

MATERIAL : Gold Hair Line & Mirror

### FLOORING

PATTERN 01

MATERIAL : Real White Marble

### CEILING

DESIGN 09

MATERIAL : Gold Mirror

## MODEL 08

### INTERNAL WALL LAYOUT

Layout 06

MATERIAL : MS Powder Coated  
Wooden Finish  
& Mirror

### FLOORING

PATTERN 05

MATERIAL: Marble Finish

### CEILING

DESIGN 03

MATERIAL : MS Powder Coated

